

Scaled data based on original data using  
LM-79-08 Approved Method: Electrical and Photometric Measurements of Solid-  
State Lighting Products

Test Report Prepared for  
Cooper Lighting Solutions  
(formerly Eaton)

Brand: McGRAW-EDISON

Report Number: P386768

Luminaire Tested: **GWC-SA2C-722-U-T4W-HSS**

Issue Date: 3/3/2020

**Test Information**

Test Method: LM-79-08  
Report Number: P386768  
TEST IS SCALED FROM IESNA LM-79-08 TEST DATA (G2-1903-205-19)  
Test Lab: INNOVATION CENTER  
Issue Date: 3/3/2020  
Manufacturer: COOPER LIGHTING SOLUTIONS (FORMERLY EATON)  
Product Line: MCGRAW-EDISON  
Catalog Number: GWC-SA2C-722-U-T4W-HSS  
Description: GALLEON WALL LUMINAIRE  
(2) 70 CRI, 2200K, 1050mA LIGHTSQUARES WITH 16 LEDS EACH AND TYPE IV WIDE OPTICS WITH HOUSE SIDE SHIELD  
Light Source: -  
Ballast/Driver: ELECTRONIC DRIVER

**Summary**

Lumens per Lamp: N/A  
Luminaire Lumens: 7866 lumens  
Efficiency: N/A  
Efficacy: 70.9 lumens/watt  
Luminous Opening: Rectangular (W 1' x L: 0.5' x H: 0')  
IES Classification: Type IV - Short  
BUG Rating: B1 - U0 - G2

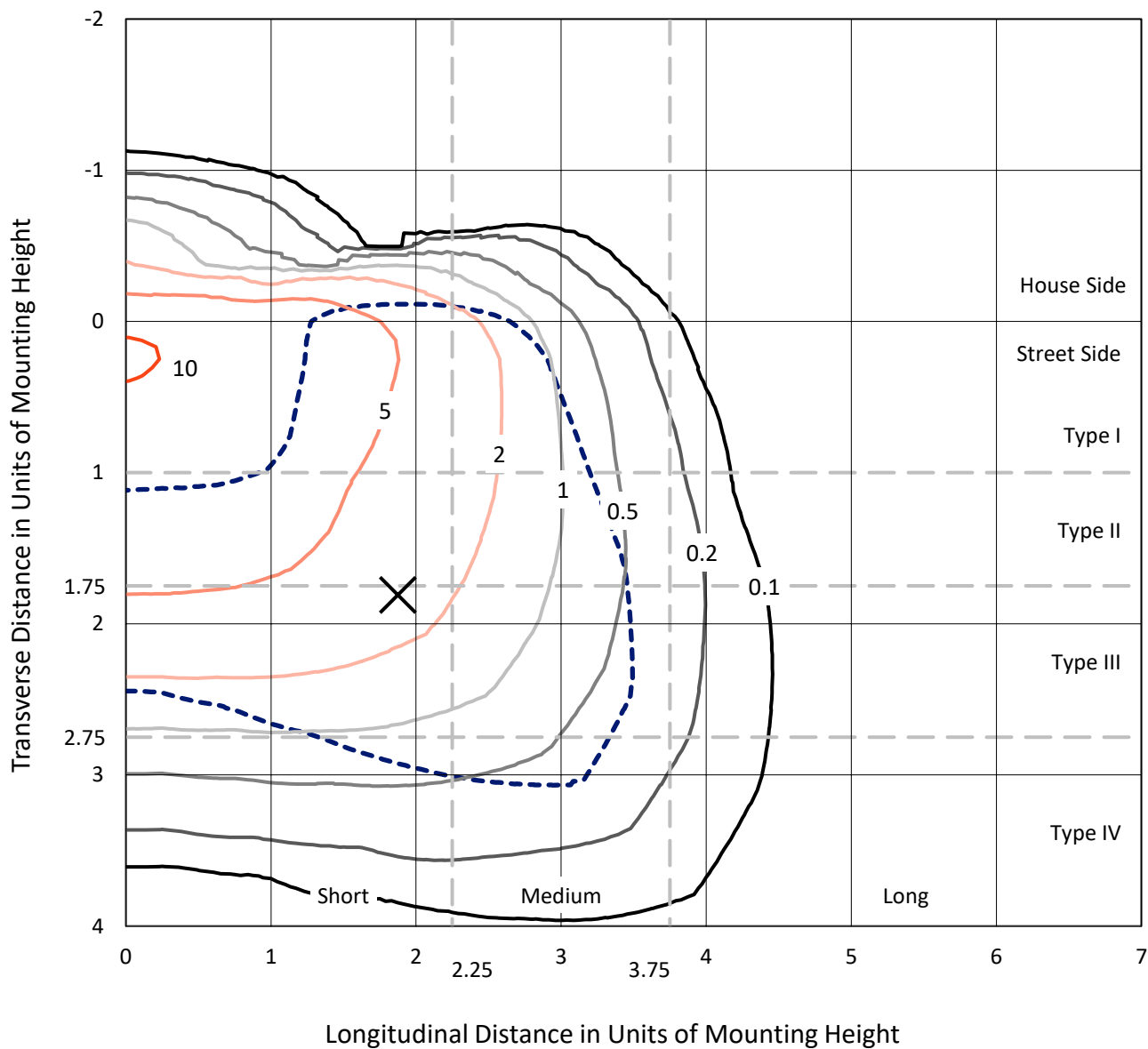
Input Watts (W): 111  
Input Voltage (V): NR  
Input Current (Ain): NR  
Voltage Rise (V): NR  
Power Factor: NR  
Total Harmonic Distortion (THDi): NR  
Frequency (hertz): 60  
Stabilization Time: NR  
Operation Time: NR  
Ambient Temperature (°C): NR  
Test Distance: 24 FT



REPORT NUMBER: P386768  
 CATALOG NUMBER: GWC-SA2C-722-U-T4W-HSS

### Iso-Footcandle Lines of Horizontal Illumination

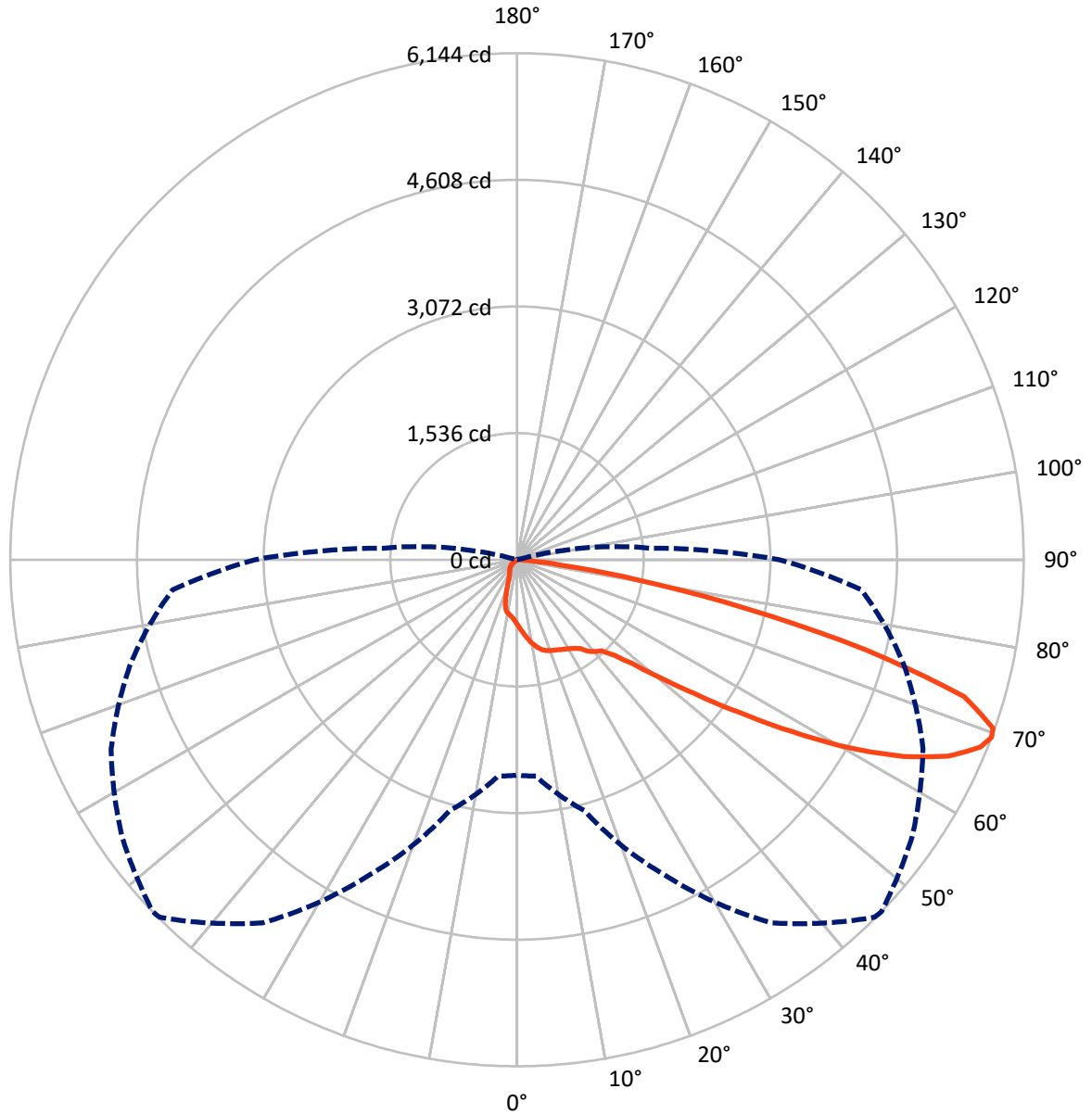
✕ Max cd  
 - - - 1/2 Max cd



Based on 10 foot mounting height. Maximum calculated value = 11.5 fc  
 Type IV - Short - N/A

REPORT NUMBER: P386768  
CATALOG NUMBER: GWC-SA2C-722-U-T4W-HSS

### Luminous Intensity Polar Plot



— Vertical Plane Through 46-Deg Lateral    - - - Horizontal Cone Through 69-Deg Vertical

REPORT NUMBER: P386768

CATALOG NUMBER: GWC-SA2C-722-U-T4W-HSS

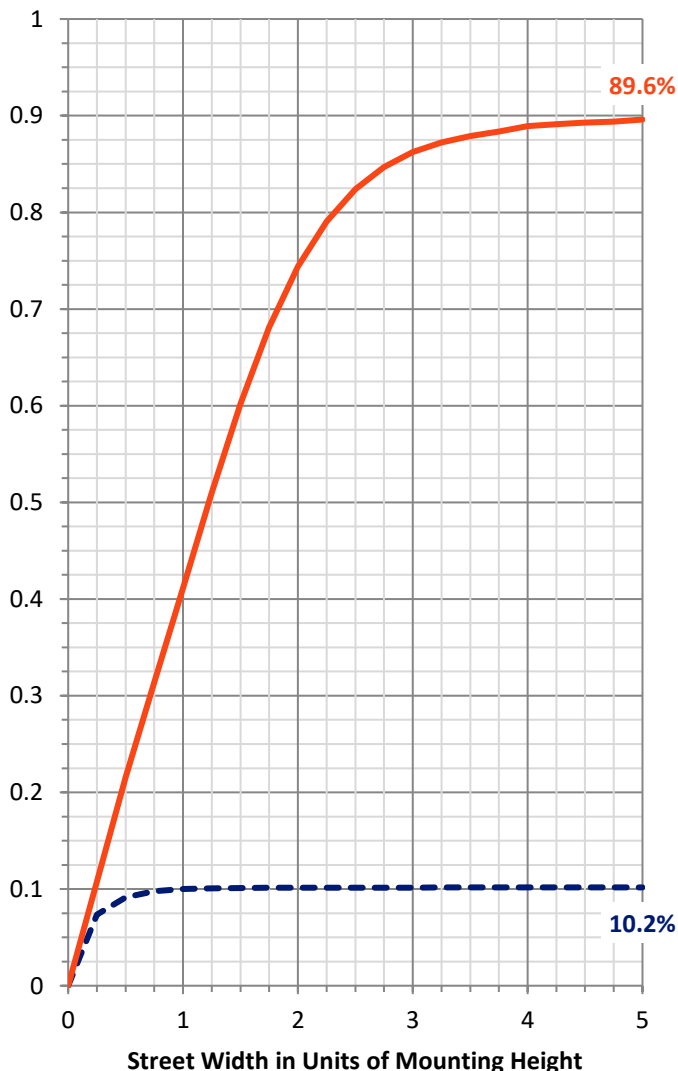
**FLUX DISTRIBUTION:**

		Downward	Upward	Total
<b>House Side</b>	Lumens	807.3	0.0	807.3
	% Fixture	10.3	0.0	10.3
<b>Street Side</b>	Lumens	7058.7	0.0	7058.7
	% Fixture	89.7	0.0	89.7
<b>Total</b>	Lumens	7866.0	0.0	7866.0
	% Fixture	100.0	0.0	100.0

**ZONAL LUMENS:**

Zone	Lumens	% Fixture
0°-10°	78.4	1.0
10°-20°	238.0	3.0
20°-30°	374.3	4.8
30°-40°	536.7	6.8
40°-50°	927.7	11.8
50°-60°	1832.7	23.3
60°-70°	2561.3	32.6
70°-80°	1237.4	15.7
80°-90°	79.5	1.0
90°-100°	0.0	0.0
100°-110°	0.0	0.0
110°-120°	0.0	0.0
120°-130°	0.0	0.0
130°-140°	0.0	0.0
140°-150°	0.0	0.0
150°-160°	0.0	0.0
160°-170°	0.0	0.0
170°-180°	0.0	0.0
0°-90°	7866.0	100.0
0°-180°	7866.0	100.0

**Coefficient of Utilization**



REPORT NUMBER: P386768

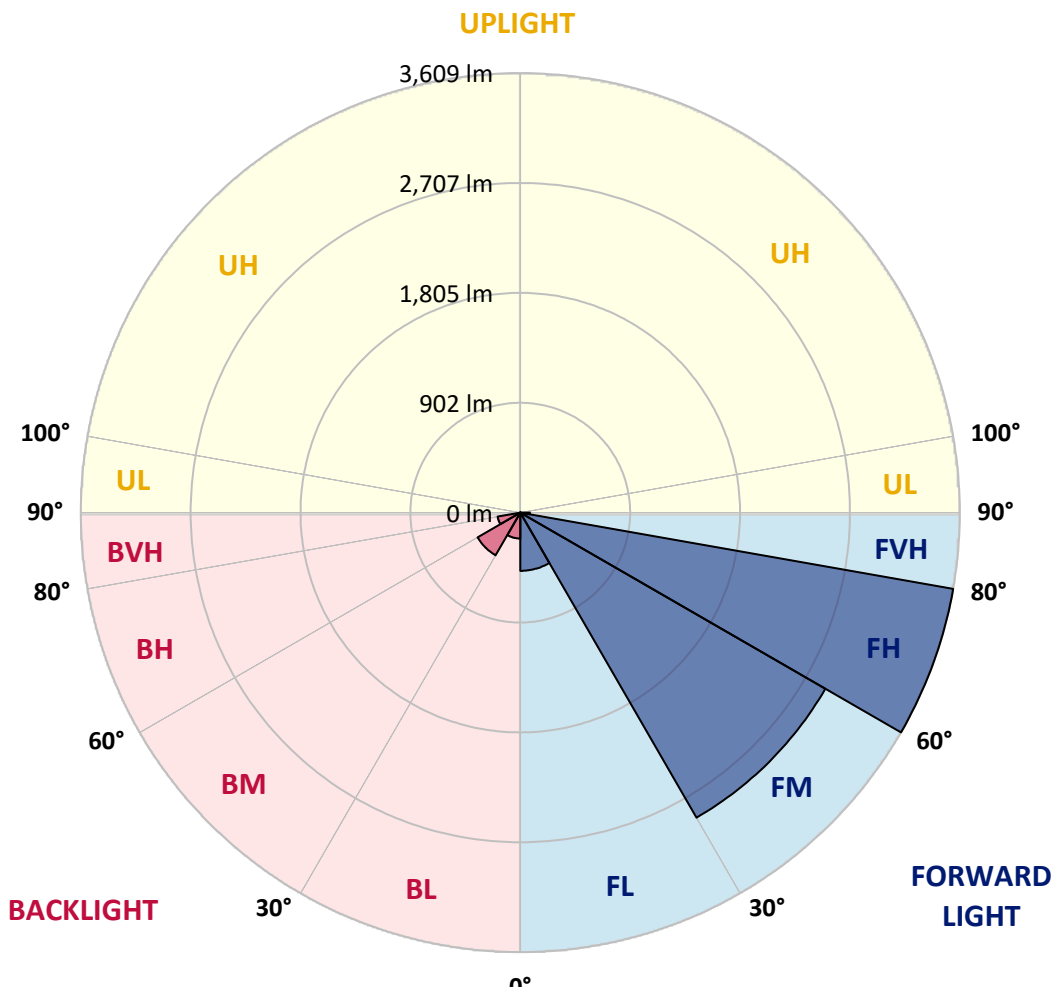
CATALOG NUMBER: GWC-SA2C-722-U-T4W-HSS

**LUMINAIRE CLASSIFICATION SYSTEM LUMEN TABLE AND BUG RATING:**

Zone	Lumens	% Fixture	Zone Rating/Lumen Limit		
			B	U	G
FL (0°-30°)	478.0	6.1			
FM (30°-60°)	2892.5	36.8			
FH (60°-80°)	3609.4	45.9			G2/5000
FVH (80°-90°)	78.9	1.0			G1/100
BL (0°-30°)	212.8	2.7	B1/500		
BM (30°-60°)	404.5	5.1	B1/1000		
BH (60°-80°)	189.3	2.4	B1/500		G1/500
BVH (80°-90°)	0.7	0.0			G0/10
UL (90°-100°)	0.0	0.0		U0/0	
UH (100°-180°)	0.0	0.0		U0/0	

**BUG Rating: B1-U0-G2**

Type IV Short





REPORT NUMBER: P386768

CATALOG NUMBER: GWC-SA2C-722-U-T4W-HSS

**CANDELA DISTRIBUTION (FULL):**

	0°	5°	15°	25°	35°	45°	46°	55°	65°	75°	85°
0°	788.1	788.1	788.1	788.1	788.1	788.1	788.1	788.1	788.1	788.1	788.1
2.5°	875.6	874.4	869.3	867.1	854.5	847.2	844.2	835.0	821.7	808.4	793.7
5°	975.1	974.8	965.2	956.0	932.3	910.2	906.2	884.8	854.9	826.9	798.8
7.5°	1076.9	1072.1	1062.5	1044.8	1010.5	975.1	971.8	941.6	899.2	858.6	818.4
10°	1163.2	1160.3	1147.7	1120.8	1080.6	1040.4	1036.4	999.1	951.2	901.4	850.1
12.5°	1230.3	1228.1	1211.5	1178.0	1135.2	1093.5	1088.0	1054.8	1003.5	947.8	887.4
15°	1271.3	1270.2	1249.9	1214.1	1172.1	1135.9	1131.1	1102.0	1054.4	996.2	927.9
17.5°	1280.9	1281.2	1260.2	1224.1	1189.4	1163.6	1159.9	1137.8	1097.9	1040.0	968.5
20°	1259.5	1263.9	1245.1	1213.7	1192.4	1178.7	1175.8	1162.5	1128.9	1074.3	1000.9
22.5°	1229.2	1231.5	1218.5	1197.5	1188.7	1191.3	1189.8	1182.4	1154.0	1103.8	1033.0
25°	1210.8	1210.8	1203.1	1185.4	1191.3	1207.1	1207.5	1206.0	1183.5	1140.0	1072.1
27.5°	1210.1	1207.8	1199.0	1185.7	1201.9	1226.3	1227.8	1237.7	1223.7	1183.9	1120.8
30°	1239.6	1237.0	1218.2	1200.8	1221.5	1247.7	1251.4	1273.1	1266.1	1231.5	1175.0
32.5°	1308.5	1299.3	1257.6	1229.2	1244.7	1276.1	1280.9	1315.5	1326.6	1290.1	1227.4
35°	1402.9	1373.8	1313.7	1283.1	1284.6	1317.4	1321.8	1372.7	1405.5	1343.9	1268.0
37.5°	1533.1	1518.8	1421.0	1339.1	1345.8	1395.6	1408.5	1463.8	1454.6	1373.4	1314.1
40°	1818.6	1796.1	1692.1	1496.3	1404.4	1459.0	1463.1	1492.6	1493.3	1440.2	1410.0
42.5°	2207.3	2198.1	2088.6	1781.3	1519.9	1501.4	1508.8	1558.6	1614.3	1581.1	1579.6
45°	2637.7	2632.9	2516.7	2159.7	1753.3	1640.5	1649.7	1716.4	1823.0	1830.4	1877.2
47.5°	2984.0	2981.8	2915.1	2582.0	2110.7	1876.1	1879.1	1949.9	2137.2	2229.8	2304.7
50°	3299.7	3310.4	3257.7	3039.0	2597.5	2245.3	2238.3	2285.5	2586.5	2738.0	2831.0
52.5°	3738.6	3753.7	3605.8	3465.3	3108.3	2703.4	2697.8	2747.3	3126.4	3240.0	3256.6
55°	4126.2	4100.4	3983.5	3942.9	3731.2	3269.1	3267.6	3311.2	3648.6	3696.9	3727.5
57.5°	4297.4	4287.4	4343.8	4436.8	4383.7	3937.8	3934.4	3901.3	4115.9	4121.1	4215.1
60°	4405.4	4417.6	4590.6	4877.1	5009.5	4657.3	4635.9	4433.4	4562.2	4550.7	4651.4
62.5°	4324.3	4348.3	4659.5	5137.1	5477.9	5285.4	5255.2	4921.0	4943.5	4904.0	4997.7
65°	3893.5	3930.8	4440.8	5088.1	5710.3	5776.3	5745.7	5351.4	5246.3	5181.4	5129.4
67.5°	3161.4	3183.6	3716.1	4661.4	5605.5	6069.1	6062.8	5728.7	5475.0	5134.6	4731.1
69°	2612.6	2634.4	3147.0	4212.2	5375.0	6131.8	6144.0	5849.7	5431.4	4849.8	4191.9
70°	2212.9	2236.1	2713.7	3827.1	5107.6	6102.7	6124.4	5838.2	5306.8	4520.1	3718.7
72.5°	1160.6	1180.6	1670.7	2636.6	4163.8	5603.7	5669.7	5344.8	4498.4	3282.8	2198.8
75°	364.8	376.2	652.4	1378.2	2850.9	4357.1	4372.2	4192.6	3194.3	1805.7	915.8
77.5°	139.0	135.7	217.2	507.8	1441.3	2743.6	2836.1	2620.0	1676.2	638.4	211.3
80°	74.9	75.2	112.9	210.2	616.6	1410.0	1488.1	1269.8	595.6	199.2	48.7
82.5°	32.5	33.9	63.4	111.4	283.2	520.0	559.1	465.4	227.6	133.9	18.1
85°	7.0	7.7	30.6	60.5	115.4	146.0	153.1	150.8	144.9	104.0	7.0
87.5°	0.0	0.0	13.6	21.8	29.1	33.2	29.1	38.0	80.0	70.1	3.7
90°	0.0	0.0	0.0	0.0	0.0	0.0	0.0	0.0	0.0	0.0	0.0



REPORT NUMBER: P386768

CATALOG NUMBER: GWC-SA2C-722-U-T4W-HSS

**CANDELA DISTRIBUTION (continued):**

	90°	95°	105°	115°	125°	135°	145°	155°	165°	175°	180°
0°	788.1	788.1	788.1	788.1	788.1	788.1	788.1	788.1	788.1	788.1	788.1
2.5°	788.9	782.2	770.8	758.3	749.4	740.2	732.8	729.5	725.8	723.2	726.6
5°	787.4	774.5	752.4	731.0	715.5	702.9	692.6	688.6	684.5	681.6	681.2
7.5°	800.3	782.2	748.3	717.0	693.0	676.0	662.0	656.1	651.3	649.1	647.3
10°	825.0	801.8	756.4	715.5	684.5	655.7	625.5	602.3	587.1	580.1	577.6
12.5°	857.1	828.0	771.9	723.2	678.2	622.9	558.7	503.4	467.6	455.8	448.8
15°	894.7	858.6	792.2	733.2	655.4	554.3	445.5	373.2	340.0	333.4	326.0
17.5°	930.9	891.0	816.5	735.0	605.2	442.9	326.4	277.3	264.4	268.9	270.0
20°	962.6	923.1	840.5	718.8	514.1	332.3	252.6	240.5	245.3	253.7	255.2
22.5°	994.7	954.1	862.6	676.0	397.6	252.3	227.6	230.5	235.3	243.8	245.3
25°	1033.8	991.7	883.3	597.5	298.4	214.6	216.1	220.5	225.3	233.1	233.8
27.5°	1078.8	1039.3	896.9	495.3	221.3	197.3	202.1	208.7	213.5	220.9	222.4
30°	1138.5	1102.0	901.4	389.5	185.5	181.8	184.0	192.1	199.2	205.8	206.9
32.5°	1194.6	1164.0	886.6	293.9	171.9	167.4	167.4	172.2	180.3	186.6	188.1
35°	1246.2	1226.3	839.4	215.0	161.5	154.2	150.5	150.5	155.6	160.8	162.3
37.5°	1314.4	1313.7	763.1	171.5	151.6	143.1	135.4	129.5	127.6	128.7	129.5
40°	1431.3	1432.5	663.5	153.8	143.1	131.7	119.9	109.2	99.2	95.9	95.5
42.5°	1613.9	1597.3	559.1	145.3	135.7	119.9	102.2	87.8	72.3	67.5	67.1
45°	1903.8	1805.3	448.5	137.6	128.0	106.6	84.5	64.9	52.4	48.7	48.7
47.5°	2326.1	2078.6	347.4	129.1	117.6	91.5	63.8	46.8	38.4	36.5	36.9
50°	2762.7	2346.4	266.3	118.4	105.1	75.6	47.2	33.9	29.1	29.1	29.5
52.5°	3150.0	2542.6	207.6	107.0	89.6	59.4	35.8	26.6	24.3	24.0	24.3
55°	3512.5	2669.1	159.0	93.7	71.2	44.3	27.3	21.8	20.3	19.5	19.2
57.5°	3862.2	2731.8	119.1	75.6	51.6	32.1	21.8	18.4	17.0	15.9	15.5
60°	4094.9	2680.9	81.9	55.7	35.8	23.2	18.1	15.9	14.0	12.9	12.5
62.5°	4226.2	2541.8	52.7	40.2	25.4	17.3	14.4	13.3	10.7	9.6	9.6
65°	4173.1	2312.4	36.9	28.8	18.4	12.9	10.7	10.7	7.7	6.3	5.9
67.5°	3698.0	1953.6	28.0	21.4	13.3	9.6	8.1	9.2	4.8	3.0	3.0
69°	3181.7	1619.1	24.0	17.7	11.1	7.7	7.0	8.5	3.3	2.2	1.8
70°	2765.3	1396.7	21.8	15.5	9.2	6.6	6.3	8.1	3.3	1.8	1.5
72.5°	1654.5	778.9	16.6	11.1	5.9	5.2	5.2	9.2	3.3	1.8	1.5
75°	668.6	274.4	12.2	7.7	4.4	4.4	6.3	11.8	3.0	1.5	1.1
77.5°	151.6	60.1	7.0	4.8	3.0	4.4	7.4	9.2	1.8	0.7	0.0
80°	36.9	14.8	4.4	3.0	1.8	3.3	5.5	5.2	0.4	0.0	0.0
82.5°	12.2	5.2	1.8	1.5	0.4	1.1	2.6	1.5	0.0	0.0	0.0
85°	5.2	3.0	0.7	0.4	0.0	0.0	0.4	0.0	0.0	0.0	0.0
87.5°	3.3	1.1	0.0	0.0	0.0	0.0	0.0	0.0	0.0	0.0	0.0
90°	0.0	0.0	0.0	0.0	0.0	0.0	0.0	0.0	0.0	0.0	0.0



Signify Classified - Internal  
Cooper Lighting Solutions Photometric Lab  
1121 Highway 74 South  
Peachtree City, GA 30269

Scaled Data Report



Report Generated By 670245982

Signify Classified - Internal  
Cooper Lighting Solutions Photometric Lab  
1121 Highway 74 South  
Peachtree City, GA 30269

Scaled Data Report



Signify Classified - Internal  
Cooper Lighting Solutions Photometric Lab  
1121 Highway 74 South  
Peachtree City, GA 30269

Scaled Data Report



Signify Classified - Internal  
Cooper Lighting Solutions Photometric Lab  
1121 Highway 74 South  
Peachtree City, GA 30269

Scaled Data Report



Signify Classified - Internal  
Cooper Lighting Solutions Photometric Lab  
1121 Highway 74 South  
Peachtree City, GA 30269

Scaled Data Report



--- HS — SS

Signify Classified - Internal  
Cooper Lighting Solutions Photometric Lab  
1121 Highway 74 South  
Peachtree City, GA 30269

Scaled Data Report



u

Signify Classified - Internal  
Cooper Lighting Solutions Photometric Lab  
1121 Highway 74 South  
Peachtree City, GA 30269

Scaled Data Report



Signify Classified - Internal  
Cooper Lighting Solutions Photometric Lab  
1121 Highway 74 South  
Peachtree City, GA 30269

Scaled Data Report



(END OF REPORT)